

Playscape  
Creations



# COMPLETE Splashparks



RIVERS

Collection



overflo™





# JOIN THE AQUATIC *Revolution*

A splashpark is an incredible community asset, providing a safe space for people of all ages, abilities and cultural backgrounds to come together in an inclusive environment.

However, the legislative requirements regarding water quality and safety, ongoing water management and maintenance and high construction costs have meant that many communities miss out.

## UNTIL NOW...



We recognised the need for more Councils to have the ability to provide their region with assets that create happier, healthier communities, regardless of budgets or geographical location.

Backed by Industrial Designers, Electrical, Mechanical and Hydraulic Engineers, we bring you an integrated Splashpark system that can be installed by local contractors, complete with a Plug'n'Play Plantroom system and all the support you need to run a safe and successful aquatic play experience.

## ALL YOU NEED TO DO IS ADD WATER.



## Central to the Warrego design is the stunning Australian Made Aquatic Activity Tower.

Towering dumpers, interactive water cannons and two exhilarating slide flumes deliver an immersive aquatic experience. Access stairs and a non-slip decking system allow children of all ages to climb to the central deck and experience everything the tower has to offer - from the deck integrated ground sprays to the towering rain canopy.

A further 22 interactive elements complete the Warrego package, with ground jets, arches and blasters providing hours of fun for users of all ages and abilities.

The Warrego system is ideal for communities looking to entertain people for hours at a time – a true destination splashpark.

**Budget \$682,000 including Plug'n'Play 1500 Module Plantroom**



**35**

### AQUATIC FEATURES IN TOTAL

#### ACTIVITY TOWER

- Large Spherical “Dipper”
- Three Small Spherical “Dippers”
- Immersive Central Rain Canopy
- Twin Slide Flumes With Runout
- Two Interactive Rotating Blasters
- Four Deck Integrated Ground Sprays

**13**


#### GROUND ELEMENTS

- BingO
- Blasters
- Arch Jets
- Twig
- Crown Jet
- Stream Jet
- Shroud Jets
- Ground Activator

**22**



overflo™



AREA	450m <sup>2</sup> (incl. 1.5m Overspray area)	MAX FLOW RATE	1,841 l/min
MAX USERS	110	SEQUENCED FLOW RATE	1,473 l/min
FHOF	1.2m	PLANTROOM	Plug'n'Play 1500 Module



**Sleek shapes on a circular Splashpark – this model is a class act, offering incredible aesthetics in a compact design.**

The 280m<sup>2</sup> Splashpark has a multitude of above ground features including the Y Tree, Duel 4, and the amazing water Dumper with its massive 20 second discharge. Also included are 13 interactive ground sprays and the Brella feature, an immersive water experience for younger children.

This system is geared with maximum flowrate of 915 l/min, utilising the Plug'n'Play 1500 Module Plantroom. When fitted with the optional 4m awning, there is provision for a 12m wide shaded seating area. This Plantroom model also comes with a lock up chemical storage compartment for safe management of plantroom consumables.

Paroo delivers 21 Interactive Aquatic Features including Dumper, Duel 4, Brella, Y Tree, Arch and Crown Jets, BingO, Blasters and the energy saving pad Activator.

**Budget \$485,500 including Plug'n'Play 1500 Module Plantroom**

21

**AQUATIC FEATURES**



AREA	280m <sup>2</sup> (incl. 1.5m Overspray area)	MAX FLOW RATE	915 l/min
MAX USERS	70	SEQUENCED FLOW RATE	732 l/min
FHOF	N/A	PLANTROOM	Plug'n'Play 1500 Module

## AQUATIC FEATURES



# COOPERS CREEK

**Lots of above ground architectural Overflo features makes this design a crowd favourite.**

The sculptural curves of the Big Cee, Y Tree and the three BingO rings will create a maze of water activity, with the ever-popular Dipper making a huge splash as it tips its load periodically. In amongst these features there are an additional nine interactive ground sprays creating a hive of activity within the 246m<sup>2</sup> space.

Designated flowrate is set at 534 l/min, matching in perfectly with our Plug'n'Play 750 Module Plantroom for an extremely cost effective investment.

The Cooper Creek design includes 18 Interactive Aquatic Features including Dipper, Y Tree, Big Cee, BingO, Stream and Crown Jets and the energy saving pad Activator.

**Budget \$419,500 including Plug'n'Play 750 Module Plantroom**

AREA	246m <sup>2</sup> (incl. 1.5m Overspray area)	MAX FLOW RATE	668 l/min
MAX USERS	61	SEQUENCED FLOW RATE	535 l/min
FHOF	N/A	PLANTROOM	Plug'n'Play 750 Module



16

## AQUATIC FEATURES



**Flinders' big Water "Dumper" is an attraction no one can resist, with a BIG splash created by a slow but strong 20 second discharge of water.**

This Splashpark design can accommodate close to 50 users within the 193m<sup>2</sup> area, with 12 interactive ground sprays as well as Blaster and Brella features. Ground level jets and sprays are ideal for users of all ages and abilities, and creative surfacing designs can help to extend the immersive aquatic experience.

Supplied complete with the Plug'n'Play 750 Module Plantroom, the Flinders package delivers first class water quality at all times.

Flinders is equipped with 16 Interactive Aquatic Features including the Dumper, Crown and Arch Jets, Blaster and Brella and the energy saving pad Activator.

**Budget \$387,000 including Plug'n'Play 750 Module Plantroom**

AREA	193m <sup>2</sup> (incl. 1.5m Overspray area)	MAX FLOW RATE	623 l/min
MAX USERS	47	SEQUENCED FLOW RATE	499 l/min
FHOF	N/A	PLANTROOM	Plug'n'Play 750 Module





# DIAMANTINA



**The Diamantina is a compact system, designed to pack a lot of water into a small footprint.**

Adorned with a Dipper tipping bucket that releases torrents of water unexpectedly and surrounded by a multitude of interactive ground sprays and jets, Diamantina is perfect for users of all ages and abilities. The pad Activator button helps lower Splashpark running costs and reduces water loss as the plantroom and water circulation goes into “sleep mode” after a selected period of time and has to be reactivated by the users for the park to start up again.

The Diamantina is designed to integrate with our Plug’n’Play 750 Module Plantroom, with the option of a 4m awning.

With the space and activity to accommodate up to 31 active users at any time, Diamantina has 14 Interactive Aquatic Features including the Dipper, Crown Stream and Arch Jets, Twin Blasters and the energy saving pad Activator.

**Budget \$362,500 including Plug’n’Play 750 Module Plantroom**



AREA	124m <sup>2</sup> (incl. 1.5m Overspray area)	MAX FLOW RATE	477 l/min
MAX USERS	31	SEQUENCED FLOW RATE	382 l/min
FHOF	N/A	PLANTROOM	Plug’n’Play 750 Module



overflo™







# PLUG'N'PLAY *Plantroom*

The water within a zero depth Splashpark is reclaimed using strategic drainage points throughout the pad, then treated using a complex recycling and sterilisation system before re-entering the splashzone. The water quality in any recirculating water system must be closely monitored to comply with State water quality guidelines and health codes to keep the community safe and healthy.

## INDUSTRY FIRST

**An industry first, our Plug'n'Play plantroom is a fully self-contained, pre-constructed, pre-tested water treatment system.**

Enclosed within a 20' or 40' shipping container for ease of transport, these systems have been kitted out using the best quality, highest efficiency systems, reducing your ongoing maintenance and running costs.

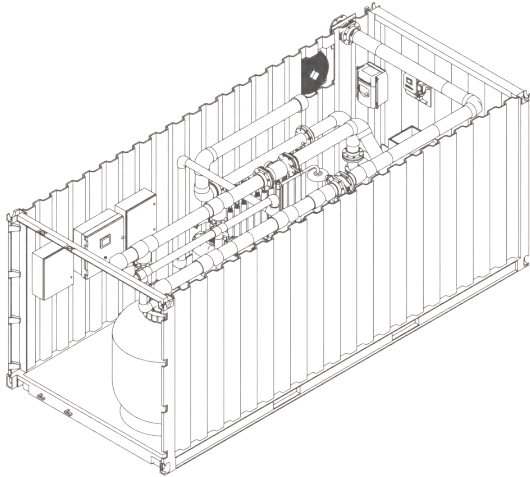
Designed as a dual purpose system, the plantrooms can be fitted with an optional awning to give users a shady space to rest and socialise.



While we've taken the hard work out of designing and constructing the plantroom for you, rest assured that the exterior plantroom aesthetics can be customised; featuring pieces from local artists, decorative panelling or integrated lighting to take your Splashpark theming to the next level.

# PLUG'N'PLAY 1

## 750 Module



Optional Awning - \$12,500 +GST

### PLANTROOM EQUIPMENT

#### SUITABLE FOR UP TO 750L/M FEATURE FLOW RATE

- 2 x Top mount sand filters
- UV Sterilisation
- Automatic chemical controller with telemetry
- Granular chlorine and acid dosing unit
- Custom designed Park Controller
- Full interlock fail safes on tank water levels and pump flow rates
- 1x Filtration Pump (VFD controlled)
- 1x Feature Pump (VFD controlled)



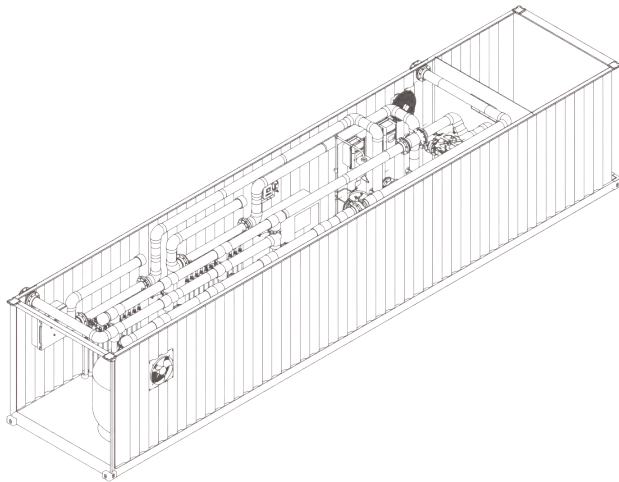
### COMPLETED PLUG'N'PLAY PLANTROOM

1500 Module fitted with optional awning



# PLUG'N'PLAY 2

## 1500 Module



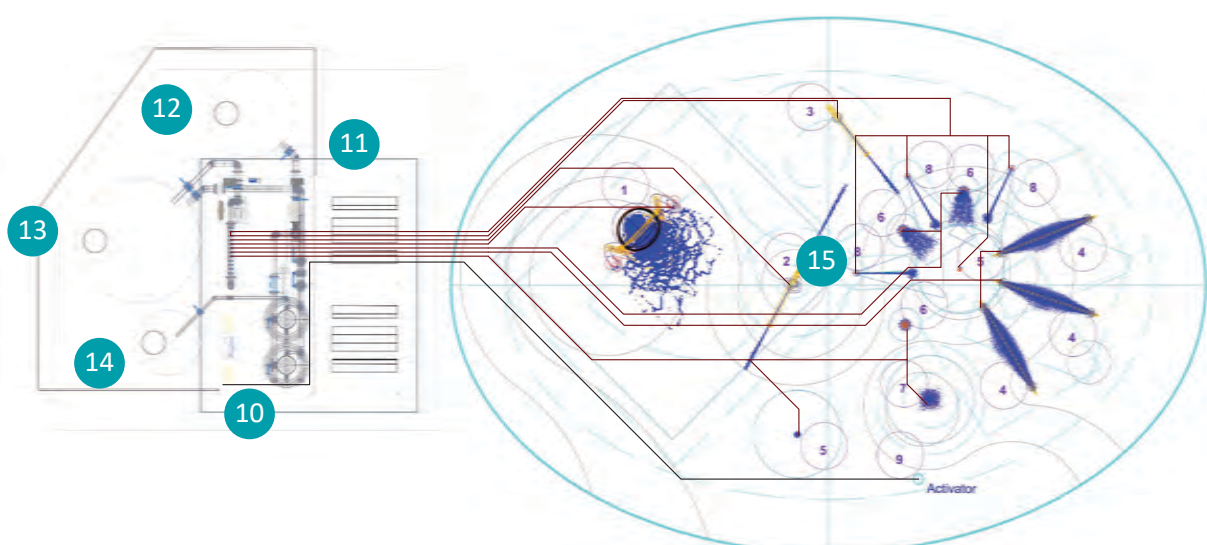
Optional Awning - \$24,500 +GST

### PLANTROOM EQUIPMENT

**SUITABLE FOR UP TO 1500 L/M  
FEATURE FLOW RATE**

- 4 x Top mount sand filters
- UV Sterilisation
- Automatic chemical controller with telemetry
- Granular chlorine and acid dosing unit
- Custom designed Park Controller
- Full interlock fail safes on tank water levels and pump flow rates
- 1x Filtration Pump (VFD controlled)
- 2x Feature Pumps (VFD controlled)

## PLANTROOM & SPLASHPARK PIPE RUN INTEGRATION



1 - 9 Interactive Splashpark Features

— Pipe Runs and Plant Room Integration

10 Plug'n'Play 750 Module

12 Pre-filtration water tank

14 Back Wash Tank

11 Optional Recreational Awning

13 Filtered water tank

15 Transfer Tank



overflo™







# A COMPLETE *Solution*

The beauty of this complete system is the quality of workmanship and level of detail. As an aquatic solution, you choose the Splashpark layout that best suits your site and community needs, and couple it with the right Plug'n'Play plantroom.

Your Plug'n'Play plantroom is a bulletproof system, delivered complete and tested – all you need to do is construct the hydraulic kit (water tanks, pipe runs etc.), connect power and water.

Your Splashpark is completely documented, ready for construction by local contractors and supporting local jobs. Playscape Creations' expert team will be on hand to provide all the support you need, including construction if required.

## A CLEAR CHOICE

- Australian Made
- Quality QLD based service and support
- Online technical support
- Tender ready documentation available
- Ground Activators help reduce energy and water costs
- Plug'n'Play plantroom takes 6 weeks out of the construction process
- Bulletproof system
- Factory fitted and tested
- Keeps construction costs to a minimum with local contractor construction ability
- Multiple Splashpark Options to choose from





# INNOVATIVE AQUATIC SOLUTIONS

Recognised as leaders in Aquatic construction projects, we have more than 20 years' experience designing, engineering and constructing innovative recreational spaces.

We offer you our team's expertise to create the ideal aquatic environment for your community.

## PHONE

1300 669 074

## WEB

[playscapecreations.com.au](http://playscapecreations.com.au)

## EMAIL

[info@playscapecreations.com.au](mailto:info@playscapecreations.com.au)

## ADDRESS

1/553 Boundary Road, Richlands QLD 4077

All prices are for equipment supply only and exclude GST, delivery, installation and construction works. Equipment is supplied in kit form. Designs shown throughout this brochure are indicative only and may be subject to change.

overflow<sup>™</sup>

